



RFL4-CY-12

VERSATRIM CYLINDER

RFL4-CY-12

JOB INFORMATION

Type: _____
 Catalog No: _____
 Project Name: _____
 Comments: _____
 Prepared by: _____

FEATURES

USE OF PRODUCT

The Versatrim Cylinder Series may be used in hospitality, commercial, retail, and residential interior applications. This product will reduce energy consumption, emits little heat, and reduces cooling loads for added costs savings. Approximately 75% in energy savings compared to incandescent light source.

HOUSING

Rugged aluminum housing.

ARCHITECTURAL CYLINDER FEATURES

- Wattage/Lumens
10.5 Watts/800 Lumens
12.5 Watts/1,100 Lumens
- Color Temperature: 2700K, 3000K, 3500K, 4000K
- SDCM: 2 Step binning
- Color Rendering Index: 93 CRI Typical
- LED Life: 50,000 hours
- LED Type: Cree LED for maximum light output
- Versatility: Interchangeable baffle, reflector and trim ring
- Warranty: 5 Year Limited Warranty

DIMMING

Available in Triac/ELV (120V) or 0-10V (120-277V) driver. Triac/ELV version dims approximately to 7-10%. The 0-10V drivers dims approximately to 5%.

MOUNTING

The Architectural Cylinder Series may be cable hung, stem mount, surface mount or wall mounted.

MODULE MECHANICS

The Versatrim Cylinder Series is constructed of a durable heat sink, baffle or reflector, trim ring, diffused lens, and Cree LEDs for optimum performance. Carefully designed heat sink keeps junction temperatures below unsuitable levels by dissipating heat away from the module. Diffused polycarbonate impact-resistant lens allows for even light output, glare control, and conceals LEDs from view.

LABELS / COMPLIANCE

CSA classified
 CSA classified for damp locations

ORDERING INFO

SERIES	DIAMETER	SHAPE	LENGTH	WATT/LUMENS	COLOR TEMPERATURE	DIMMING	FINISH
RFL	4 - 5"	CY - Cylinder	12 - 12" MTO - Made to order	8L - 12W/ 800lm (120V) 11L - 17W/ 1100lm (120/277V)	27K - 2700K 30K - 3000K 35K - 3500K 40K - 4000K	Black - TRIAC/ELV (120V) 018 - 0-10V (800lm, 120-277V) 011 - 0-10V (1100lm, 120-277V)	BL - Black WH - White SL - Silver MTO - Made to order

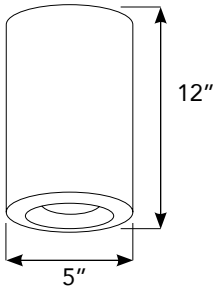
BAFFLE OR REFLECTOR	TRIM	CONFIGURATION	MOUNTING	OPTION	Notes
BLW - White	RLCH - Chrome	TLW - White	PH ^{1,3} - Pendant Hung	EM ⁵ - Emergency Battery	1. 18" standard length, consult factory for other 2. 5ft standard cable length 3. Available in downlight only. 4. EM not available. 5. EM available in external remote location.
BLSN - Satin Nickel	RLSN - Satin Nickel	TLSN - Satin Nickel	SC ² - Single Cable		
BLC - Copper	RLC - Copper	TLC - Copper	DC - Double Cable		
BLB - Black	RLB - Black	TLB - Black	TC - Triple Cable		
BLBZ - Bronze	RLBZ - Bronze	TLBZ - Bronze	SM ³ - Surface Mount		
	RLH - Haze	TLH - Haze	WM ⁴ - Wall Mount		
	RLW - White				



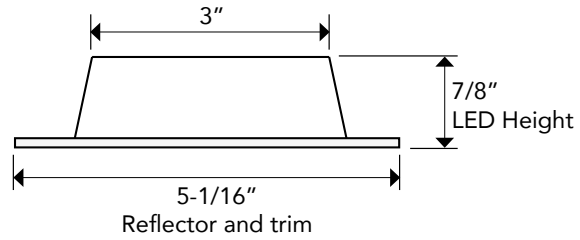
RFL4-CY-12

VERSATRIM CYLINDER

DIMENSIONS

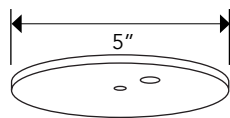


LED HEIGHT INSIDE CYLINDER


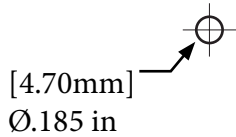


MOUNTING

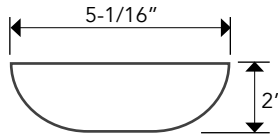
CABLE HUNG DIMENSION



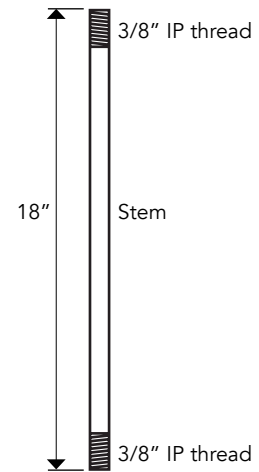
Cable Hung Canopy



STEM MOUNT DIMENSION



Stem Mount Canopy



3/64" Galvanized Cable Fuse Cut with Die Cast #1 Stop
Available in 24", 36", 50", 72", 100", 120", & 150" Lengths
7x7 Cable - MAX LOAD 270 lbs